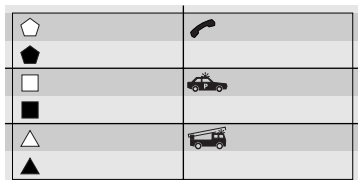



## Hvordan bruger jeg office labels?

Klik på et felt i den ønskede office label. Der åbnes et tekstvindue, som derefter kan benævnes felt for felt. Gem dokumentet til senere brug, eller udskriv det, og klip office labels ud.


Office 10




Office 25/35/45



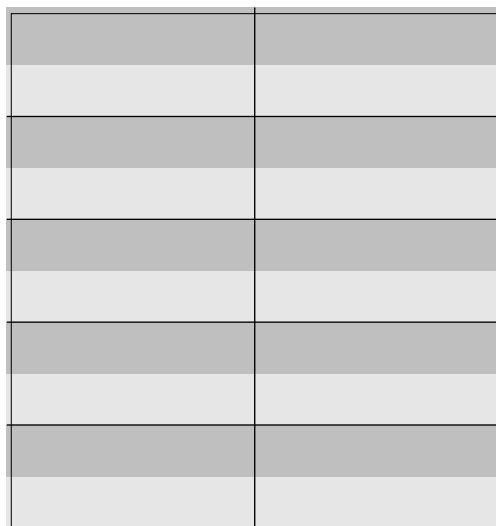
Office 25



Office 35



Office 45



EKP

